


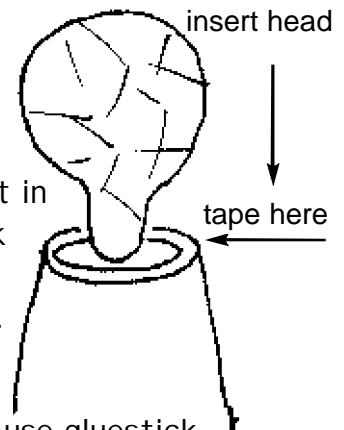
Katie Blue's Crazy Creatures and Potty People



You will need

- 1 x Cardboard cone
- 1 - 2 sheets newspaper
- Masking tape
- Card and sugar paper
- 2 googly eyes
- 1 long pipecleaner
- Squares of coloured tissue paper and glue stick Or paints and brushes

1. Take a large sheet of newspaper and scrunch it into a head and neck shape. Completely cover it in masking tape. Insert neck into top of cone and secure with masking tape.



2. Either, paint head and body and leave to dry, or use gluestick to cover head and body in squares of coloured tissue paper.


3. Bend pipecleaner gently in two and tape to body at the back of neck. Cover tape with more tissue paper.

4. Cut hands and feet from coloured card or sugar paper and attach with tape as shown.

5. Stick on eyes and draw a big smile!

6. Add hair made from tissue, paper or wool. Add pompoms, buttons, doilies, etc to front.

7. Adapt this figure for all year round e.g add cape for superhero or vampire. Make a bunny - don't forget a cotton wool tail! make a black cat or fierce tiger. Let your imagination run wild.



copyright Katie Blue 2005